

# SHRINK-FIT HOLDER **SLIMLINE**

Freely combine  
Master Holders  
and Collets

Modular system

## **2** PIECE TYPE

The optimum design for small and high-speed machining centers

**2** PIECE TYPE **mini** now on sale

Easy Storage

Lightweight

Affordable



40,000min<sup>-1</sup>

mini **6** type  
Ultra-small, lightweight



40,000min<sup>-1</sup>

mini **8** type  
Small, lightweight



30,000min<sup>-1</sup>

**12** type  
Standard type



**MST** corporation



1011E

# mini 6 type mini 8 type

**NEW**

Lightweight · Compact · Affordable  
modular type 2-piece system

Ideal for small, high-speed machining centers



E32


E40

Shortest, 52mm

Original unique curved design

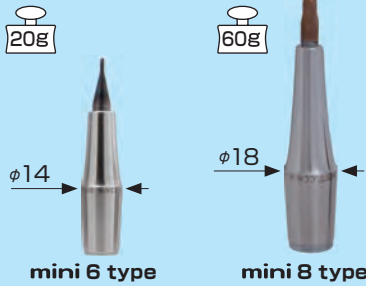
Large neck design handles cutting force easily, and the slim design at the tip eliminates interference.

Combining High Rigidity and Slim Design



The optimum design for small and high-speed machining centers

Achieves superior accuracy for tool grinding applications thanks to proximity to the grinding wheel.




mini 6 type


mini 8 type

Compact · Lightweight

Affordable · Slim



High Accuracy

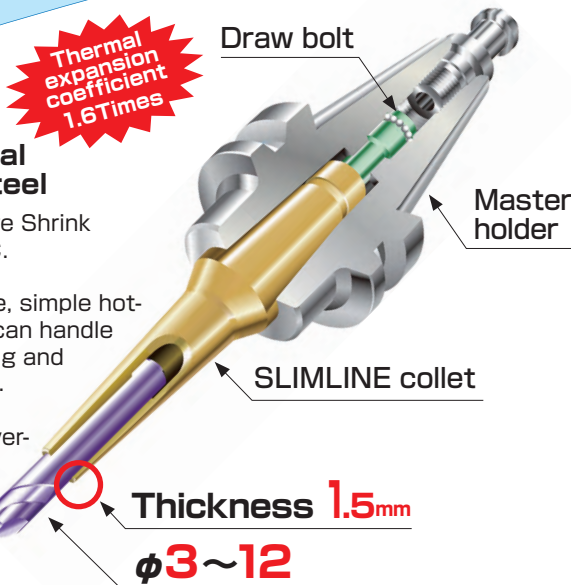


## Using special stainless steel

Low-Temperature Shrink Fitting at 300°C.

This inexpensive, simple hot-air type heater can handle your shrink-fitting and releasing needs.

No worries of overheating with SLIMLINE.



## SHRINK-FIT HOLDER SLIMLINE 2 PIECE TYPE

SLIMLINE is a shrink-fit system that holds a cutting tool firmly and accurately by making use of the difference in thermal expansion coefficients between the holder (special steel) and the cutting tool (carbide). There are no nuts, collets or collet chucks in the cutting tool mounting portion. SLIMLINE's simple, ultra-slim shape allows the shortest possible cutter overhang, providing strong, stable clamping strength while maintaining high precision. The SLIMLINE collet can be set using the draw screw on the main body, and then combined with shanks of various shapes. Compared to the built-in type of holder, it is compact, slim, and lightweight, and it is easy to store and maintain.



# mini 6 type

Ultra small, lightweight type

Cutter shank size

$\phi 3 \sim 6$



	BT30	BT40	BT50
A40	A50	A63	A100
E32	E40	E50	F63

Slim type



$\phi d = 3, 4, 6$   
Thickness  $t = 1.5$

Regular type




$\phi d = 3, 4, 6$   
Thickness  $t = 2.25, 3$

# mini 8 type

Small, lightweight type

Cutter shank size

$\phi 3 \sim 8$



	BT30	BT40	BT50
A40	A50	A63	A100
E32	E40	E50	F63

Slim type




$\phi d = 3, 4, 6, 8$   
Thickness  $t = 1.5$

Regular type



$\phi d = 3, 4, 6, 8$   
Thickness  $t = 2.25, 3$

Flush type




$\phi d = 3, 4, 6, 8$   
Thickness  $t = 3.25, 4$

# 12 type

Cutter shank size

$\phi 3 \sim 12$

Basic type



Coolant-through type with nozzle



	BT30	BT40	BT50
A40	A50	A63	A100
E32	E40	E50	F63

Slim type



$\phi d = 3, 3.175, 4, 5, 6, 7, 8, 9, 10, 11, 12$   
Thickness  $t = 1.5$

Regular type



$\phi d = 3, 4, 6, 8, 10, 12$   
Thickness  $t = 2.25, 3, 4$

Flush type



$\phi d = 3, 4, 6, 8, 10, 12$   
Thickness  $t = 3.25, 4$

## Master Holder mini 6 type



E32-SLK6-35

Fig. 1

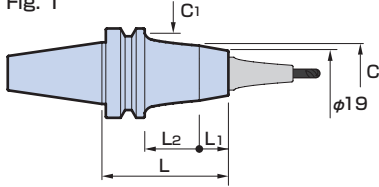
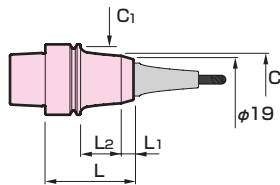


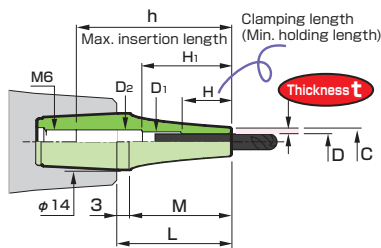
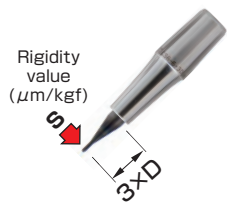
Fig. 2



CODE	Fig.	L	L <sub>1</sub>	L <sub>2</sub>	φ C	φ C <sub>1</sub>	Kg	In Balance Value (g·mm)	
<b>BT30-SLK 6-35-MAS1</b>	1	35	13	—	—	34	0.5	1.4	
<b>-MAS2</b>									
<b>-65-MAS1</b>		65	15	28	25.1	—	0.6	2.2	
<b>-MAS2</b>									
<b>A 40-SLK 6-37</b>	2	37	17	—	—	34	0.2	3	
<b>-50</b>									50
<b>A 50-SLK 6-42</b>		42	16	—	—	42	0.4	5.3	
<b>-55</b>									55
<b>E 32-SLK 6-37</b>		37	—	—	10	26	—	0.2	1.3
<b>-50</b>									
<b>E 40-SLK 6-37</b>		37	17	—	—	—	34	0.3	1.7
<b>-50</b>									
<b>E 50-SLK 6-42</b>		42	16	—	—	—	42	0.5	3.4
<b>-55</b>									

- Option
  - Standard accessories
  - Note
  - SLIMLINE collet mini 6 type
  - Coolant duct (HSK-A)
  - A dedicated retention knob is supplied with the BT30 as a standard accessory.
  - Wrench
  - Retention knob (BT30)
- When ordering, specify machine maker name and model number.  
To replace the extension knob, please contact us.

## SLIMLINE collet mini 6 type



**S** (μm/kgf) refers to the deflection value of an E32-SLK6-37 / SLIMLINE collet mini combination.  
The values below are comparable for any shank combination.

### CS6 Slim type

CODE	φD	φC	t	L	M	H	S	In Balance Value (g·mm)	g	h	φD <sub>1</sub>	φD <sub>2</sub>	H <sub>1</sub>
<b>CS 6 -3 -15</b>	3	6	1.5	15	12	9	1.5	0.1	20	24	5.1	—	—
<b>-30</b>				30	27		3.2	0.2	30	39	4	5.1	25
<b>-45</b>				45	42		9	0.3	40	54	—	—	
<b>CS 6 -4 -15</b>	4	7	1.5	15	12	12	1.2	0.1	30	24	5.1	—	—
<b>-30</b>				30	27		2.8	0.2	—	39	—	—	
<b>-45</b>				45	42		7.9	0.4	40	54	—	—	
<b>CS 6 -6 -15</b>	6	9	1.5	15	12	15	1	0.1	20	24	6.6	—	25
<b>-30</b>				30	27		2.4	0.3	30	35	—	—	
<b>-45</b>				45	42		6.5	0.5	40	—	—	36	

### CR6 Regular type

CODE	φD	φC	t	L	M	H	S	In Balance Value (g·mm)	g	h	φD <sub>1</sub>	φD <sub>2</sub>	H <sub>1</sub>
<b>CR 6 -3 -30</b>	3	7.5	2.25	30	27	9	1.3	0.1	30	39	4	5.1	25
<b>-45</b>				45	42		6.2	0.3	40	54	—	30	
<b>CR 6 -4 -30</b>	4	10	3	30	27	12	1.0	0.1	30	39	5.1	—	—
<b>-45</b>				45	42		4.4	0.5	50	54	—	—	
<b>CR 6 -6 -30</b>	6	12	3	30	27	15	0.8	0.2	20	35	6.6	—	36
<b>-45</b>				45	42		4.0	0.6	—	—	—	—	

### Wrench (Both for 6 and 8 type)

Used for clamping of main body of mini and SLIMLINE collet mini.


CODE	Shank type
<b>TW- 4</b>	HSK-A/E/F BT40
<b>DW-14</b>	BT30



### Collet stand

Easy collet storage.

CODE
<b>PA-R</b>



## Master Holder mini 8 type



E40-SLK8-50

Fig. 1

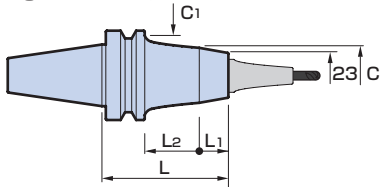
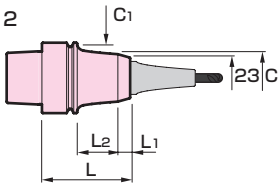


Fig. 2

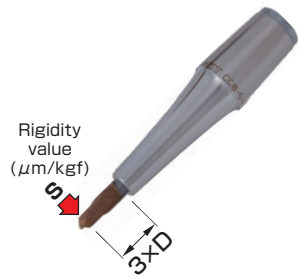


CODE	Fig.	L	L <sub>1</sub>	L <sub>2</sub>	φC	φC <sub>1</sub>	Kg	In Balance Value (g·mm)
BT30-SLK 8-35-MAS1	1	35	13	—	—	34	0.4	1.5
—MAS2								
-65-MAS1		65	15	28	27.5		0.6	2.3
—MAS2								
BT40-SLK 8-40	2	40	13	—	—	53	1	1.8
-70		70	15	28	31.2		1.2	2.5
A 40-SLK 8-50		50	7	23	27.0	34	0.3	2.5
-70		70	15	35	27.3		0.4	3.3
A 50-SLK 8-55		55	7	22	28.1	42	0.5	4
-75		75	15	34	28.7		0.6	4.8
A 63-SLK 8-55		55	7	22	29.5	53	0.8	5.7
-75		75	15	34	30.5		0.9	5.9
E 40-SLK 8-50		50	7	23	27.0	34	0.3	2.1
-70		70	15	35	27.3		0.4	2.9
E 50-SLK 8-55		55	7	22	28.1	42	0.6	2.7
-75		75	15	34	28.7		0.7	3.5
F63M-SLK 8-55		55	7	22	29.5	53	0.8	4.4
-75		75	15	34	30.5		1	5.2

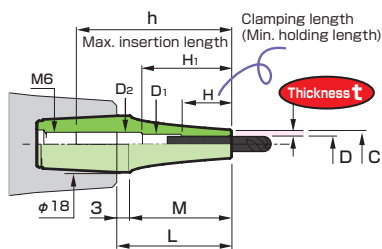
- Option
  - Standard accessories
  - Note
- SLIMLINE collet mini 8 type
  - Coolant duct(HSK-A)
  - A dedicated retention knob is supplied with the BT30 as a standard accessory.
  - To replace the extension knob, please contact us.
- Wrench
  - Nozzle
  - Retention knob(BT40)
  - Retention knob(BT30)
  - When ordering, specify machine maker name and model number.

## SLIMLINE collet mini 8 type

### CS8 Slim type



Rigidity value (μm/kgf)



S (μm/kgf) refers to the deflection value of an E40-SLK8-50 / SLIMLINE collet mini combination. The values below are comparable for any shank combination.

CODE	φD	φC	t	L	M	H	S	In Balance Value (g·mm)	g	h	φD <sub>1</sub>	φD <sub>2</sub>	H <sub>1</sub>
CS 8 -3 -25	3	6	1.5	25	22	9	2.1	0.2	60	37.5	4	5.1	28
				45	42		4.8	0.4	70	57.5			33
				65	62		10.3	0.6	80	77.5			
CS 8 -4 -25	4	7	1.5	25	22	12	1.8	0.3	60	37.5	5.1	—	—
				45	42		4.4	0.5	70	57.5			
				65	62		9.2	0.6	80	77.5			
CS 8 -6 -25	6	9	1.5	25	22	15	1.5	0.3	60	35	6.6	—	36
				45	42		3.7	0.6	80				
				65	62		7.6	0.8	90				
CS 8 -8 -25	8	11	1.5	25	22	20	1.4	0.4	60	37	8.6	—	38
				45	42		3.3	0.7	70	49			50

### CR8 Regular type

CODE	φD	φC	t	L	M	H	S	In Balance Value (g·mm)	g	h	φD <sub>1</sub>	φD <sub>2</sub>	H <sub>1</sub>
CR 8 -3 -45	3	7.5	2.25	45	42	9	3.6	0.5	70	57.5	4	5.1	33
				65	62		7.4	0.7	90	77.5			
CR 8 -4 -45	4	10	3	45	42	12	2.7	0.6	80	57.5	5.1	—	—
				65	62		5.3	0.8	100	77.5			
CR 8 -6 -45	6	12	3	45	42	15	2.5	0.7	90	35	6.6	—	36
				65	62		4.8	1	110				
CR 8 -8 -45	8	14	3	45	42	20	2.4	0.8	90	49	8.8	—	50

### CF8 Flush type

CODE	φD	φC	t	L	M	H	S	In Balance Value (g·mm)	g	h	φD <sub>1</sub>	φD <sub>2</sub>	H <sub>1</sub>
CF 8 -3 -45	3	9.5	3.25	45	42	9	2.8	0.5	80	57.5	4	5.1	33
				65	62		5.3	0.8	100	77.5			
CF 8 -4 -45	4	12	4	45	42	12	2.3	0.7	90	57.5	5.1	—	—
				65	62		4.2	0.9	110	77.5			
CF 8 -6 -45	6	14	4	45	42	15	2.1	0.8	100	35	6.6	—	36
				65	62		3.9	1.1	120				
CF 8 -8 -45	8	16	4	45	42	20	2.1	1.1	110	49	8.8	—	50

# 12 type

## Master Holder 12 type



BT40-SLK12-75



A63-SLK12-75F

Fig. 1

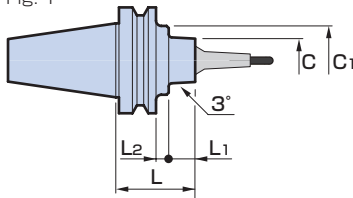


Fig. 2

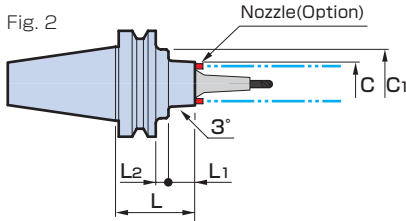


Fig. 3

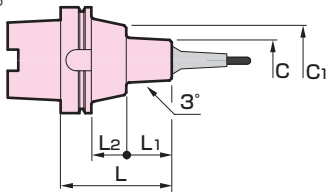
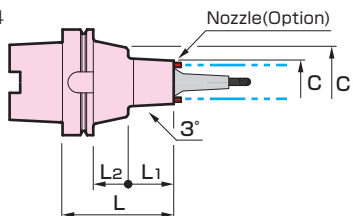


Fig. 4



CODE	Fig.	L	φC	L <sub>1</sub>	L <sub>2</sub>	φC <sub>1</sub>	KG	In Balance Value (g·mm)
BT30-SLK12- 35-MAS1	1	35	38	13	-	-	0.4	1.0
-MAS2								
BT40-SLK12- 45	2	45	41	18	-	-	1.1	1.4
- 45F								
- 75	1	75	38	48	-	-	1.4	1.6
- 75F	2	75	41	48				
-135F	2	135	41	108	-	-	2.2	3.2
-135F								
BT50-SLK12- 75	1	75	38	25	12	65	4.0	4.7
- 75F	2	75	41	25				
-105F	2	105	41	55	-	-	4.4	5.3
-135F								
-135F	1	225	38	150	37	-	6.4	14.8
-225								
-315	2	315	38	150	127	90	11.0	31.3
A 50-SLK12- 75	3	75	38	49	-	-	0.8	4.8
A 63-SLK12- 75								
- 75F	4	75	41	49	-	-	1.0	5.0
-135	3	135	38	109				
-135F	4	135	41	109	-	-	1.7	8.5
-135F	4	135	41	109				
A100-SLK12-105	3	105	38	43	33	65	3.4	20.7
-105F	4	105	41	43				
-135F	4	135	41	73	-	-	3.5	20.8
-135F								
-225	3	225	38	163	-	83	5.4	36.3
-315								
-315	4	315	38	150	136	-	6.4	46.5
E 50-SLK12- 75	3	75	38	49	-	-	0.8	2.9
F63M-SLK12- 75								

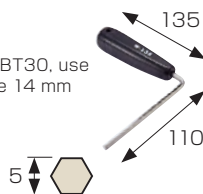
- Option
  - Standard accessories
  - Note
  - Caution
- SLIMLINE collet mini 12 type
  - Coolant duct(HSK-A)
  - A dedicated retention knob is supplied with the BT30 as a standard accessory. When ordering, specify machine maker name and model number.
  - To replace the extension knob, please contact us.
- Wrench
  - Nozzle
  - Retention knob(BT40/50)
  - Retention knob(BT30)
  - To fasten the BT30, use a commercially available 14 mm single-ended wrench.

### Wrench

Required for clamping the main body and SLIMLINE collet.

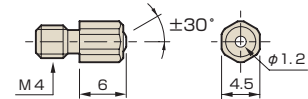
CODE
W-135

■Note •To fasten the BT30, use a commercially available 14 mm single-ended wrench.



### Nozzle

CODE	Q'ty
NOZ-M4-12	12 pcs.
-60	60 pcs.




■Note •Four nozzles are required for each main body.

### Collet stand

For compact storage of SLIMLINE collets.

CODE
SDK-01



### Retention knob with hole

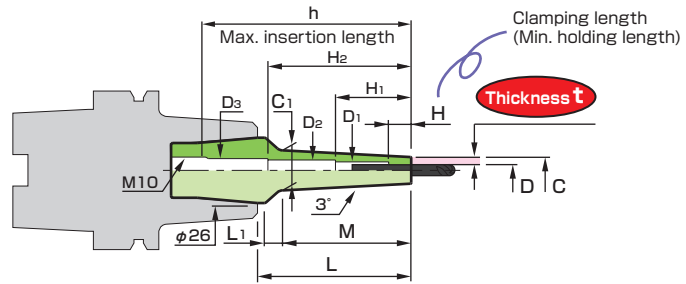
There is no need to remove a retention knob with .236" diameter coolant-thru hole when tightening or loosening SLIMLINE taper adapters.

Retention knob with hole



# SLIMLINE collet 12 type

## CS12 Slim type

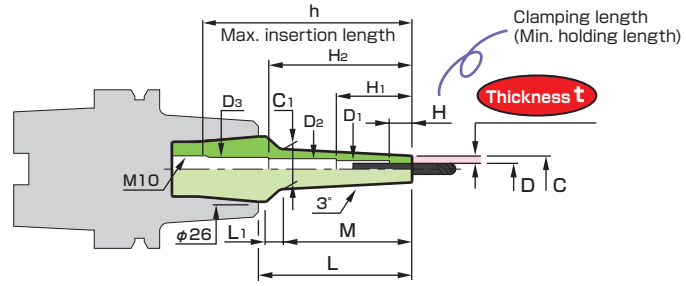


↓ S means total value in combination with BT40-SLK12-45.  
The value is basically the same, no matter which holder it is combined with.

CODE	φD	φC	t	L	M	L <sub>1</sub>	φC <sub>1</sub>	H	S	In Balance Value (g·mm)	Kg	h	φD <sub>1</sub>	φD <sub>2</sub>	φD <sub>3</sub>	H <sub>1</sub>	H <sub>2</sub>					
CS12- 3- 35	3	6	1.5	35	22	9.5	8.4	10	4.8	0.5	0.2	65	4	-	-	-	-					
- 55				55	42		10.5		9.5			85										
- 80				80	67		13.1		15.0			0.7						110	6	8.6	39.4	74.3
- 110				110	97		16.2		20.6			0.8						140	104.3			
CS12-3- <sub>1.175</sub> - 35	3.175	6.175	1.5	35	22	9.5	8.5	10	4.6	0.5	0.2	65	4	-	-	-	-					
- 55				55	42		10.6		9.0			85										
- 80				80	67		13.2		14.3			0.7						110	6	8.6	39.4	74.3
- 110				110	97		16.4		19.7			0.8						140	104.3			
CS12- 4- 35	4	7	1.5	35	22	9.5	9.4	12	3.8	0.5	0.2	65	5	-	-	-	-					
- 55				55	42		11.5		7.5			85										
- 80				80	67		14.1		11.9			0.7						110	7	8.6	39.4	74.6
- 110				110	97		17.2		16.6			0.9						140	104.6			
CS12- 5- 35	5	8	1.5	35	22	9.5	10.4	15	3.0	0.5	0.2	65	-	-	6	-	-					
- 55				55	42		12.5		6.0			0.6			85			8.6	49.3			
- 80				80	67		15.1		9.7			0.8			110			69.3				
- 110				110	97		18.2		13.6			1.0			140							
CS12- 6- 35	6	9	1.5	35	22	9.5	11.4	18	2.4	0.5	0.2	65	-	-	7	-	-					
- 55				55	42		13.5		4.9			0.7			85			7	8.6	49.6		
- 80				80	67		16.1		8.0			0.8			110			69.6				
- 110				110	97		19.2		11.4			1.0			140							
CS12- 7- 35	7	10	1.5	35	22	9.5	12.4	20	2.0	0.6	0.2	65	-	-	8.6	-	-					
- 55				55	42		14.5		4.1			0.7			85							
- 80				80	67		17.1		6.8			0.9			110							
- 110				110	97		20.2		9.7			1.2			0.3			140				
CS12- 8- 35	8	11	1.5	35	22	9.5	13.4	25	1.6	0.6	0.2	65	-	-	8.6	-	-					
- 55				55	42		15.5		3.4			0.7			85							
- 80				80	67		18.1		5.6			0.9			110							
- 110				110	97		21.2		8.2			1.2			0.3			140				
CS12- 9- 35	9	12	1.5	35	22	9.5	14.4	30	1.4	0.7	0.2	60	-	-	9.6	-	-					
- 55				55	42		16.5		2.9			0.9			110							
- 80				80	67		19.1		4.8			1.1			140							
- 110				110	97		22.2		7.1			1.3			0.3							
CS12-10- 35	10	13	1.5	35	22	9.5	15.4	30	1.3	0.8	0.2	60	-	-	10.6	-	-					
- 55				55	42		17.5		2.5			0.9			110							
- 80				80	67		20.1		4.3			1.1			140							
- 110				110	97		23.2		6.2			1.4			0.3							
CS12-11- 35	11	14	1.5	35	22	9.5	16.4	30	1.1	0.9	0.2	60	-	-	11.6	-	-					
- 55				55	42		18.5		2.3			1.0			110							
- 80				80	67		21.1		3.8			1.3			140							
- 110				110	97		24.2		5.6			1.5			0.3							
CS12-12- 35	12	15	1.5	35	22	9.5	17.4	30	1.0	1.0	0.2	60	-	-	12.6	-	-					
- 55				55	42		19.5		2.1			1.1			110							
- 80				80	67		22.1		3.5			1.4			140							
- 110				110	-		-		5.0			1.3			0.3							

# 12 type

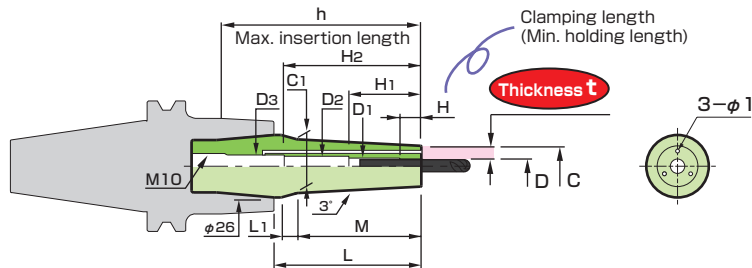
## CR12 Regular type



**S** means total value in combination with BT40-SLK12-45.  
The value is basically the same, no matter which holder it is combined with.

CODE	$\phi D$	$\phi C$	<b>t</b>	L	M	L <sub>1</sub>	$\phi C_1$	H	<b>S</b>	In Balance Value (g·mm)	Kg	h	$\phi D_1$	$\phi D_2$	$\phi D_3$	H <sub>1</sub>	H <sub>2</sub>
CR12- 3-35	3	7.5	2.25	35	22	9.5	9.9	10	2.9	0.5	0.2	65	-	-	4	-	-
				55	42		12	5.5	85								
				80	67		14.6	8.9	0.7	110		4	6	8.6	39.4	74.3	
CR12- 4-35	4	10	3	35	22	9.5	12.4	12	1.7	0.5	0.2	65	-	-	5	-	-
				55	42		14.5	3.1	0.6	85							
				80	67		17.1	5.1	0.8	110		5	7	8.6	39.4	74.6	
CR12- 6-35	6	12	3	35	22	9.5	14.4	18	1.3	0.6	0.2	65	-	-	7	-	-
				55	42		16.5	2.4	0.7	85		7	8.6	49.6			
				80	67		19.1	3.9	0.9	110							
CR12- 8-35	8	14	3	35	22	9.5	16.4	25	1.1	0.6	0.2	65	-	-	8.6	-	-
				55	42		18.5	1.9	0.8	85							
				80	67		21.1	3.1	1	0.3		110					
CR12- 10-35	10	16	3	35	22	9.5	18.4	30	0.9	0.7	0.2	60	-	-	10.6	-	-
				55	42		20.5	1.6	0.9	85							
				80	67		23.1	2.6	1.1	0.3		110					
CR12- 12-35	12	20	4	35	22	9.5	22.4	30	0.7	0.9	0.2	60	-	-	12.6	-	-
				55	42		24.5	1.1	1.1	85							
				80	-		-	25.5	1.9	1		0.3	110				

## CF12 Flush type



**S** means total value in combination with BT40-SLK12-45.  
The value is basically the same, no matter which holder it is combined with.

CODE	$\phi D$	$\phi C$	<b>t</b>	L	M	L <sub>1</sub>	$\phi C_1$	H	<b>S</b>	In Balance Value (g·mm)	Kg	h	$\phi D_1$	$\phi D_2$	$\phi D_3$	H <sub>1</sub>	H <sub>2</sub>
CF12- 3-35	3	9.5	3.25	35	22	9.5	11.9	10	1.9	0.5	0.2	65	-	-	4	-	-
				55	42		14	3.3	0.6	85							
				80	67		16.6	5.3	0.8	110		4	6	8.6	44.4	74.3	
CF12- 4-35	4	12	4	35	22	9.5	14.4	12	1.3	0.6	0.2	65	-	-	5	-	-
				55	42		16.5	2.2	0.8	85							
				80	67		19.1	3.4	0.9	110		5	7	8.6	39.4	74.6	
CF12- 6-35	6	14	4	35	22	9.5	16.4	18	1.0	0.7	0.2	65	-	-	7	-	-
				55	42		18.5	1.7	0.9	85		7	8.6	49.6			
				80	67		21.1	2.7	0.3	110							
CF12- 8-35	8	16	4	35	22	9.5	18.4	25	0.9	0.8	0.2	65	-	-	8.6	-	-
				55	42		20.5	1.4	1	85							
				80	67		23.1	2.3	1.2	0.3		110					
CF12- 10-35	10	18	4	35	22	9.5	20.4	30	0.7	0.9	0.2	60	-	-	10.6	-	-
				55	42		22.5	1.1	1.1	85							
				80	-		-	1.9	1	0.3		110					
CF12- 12-35	12	20	4	35	22	9.5	22.4	30	0.7	1	0.2	60	-	-	12.6	-	-
				55	42		24.5	1.1	1.2	85							
				80	-		-	1.9	1.1	0.3		110					



# 2 PIECE TYPE mini Starter set

For customers who have never used shrink-fit tool holders before

You can feel the difference in our shrink-fit holders' performance immediately. Just select a master holder and collet type (6 type or 8 type).

## mini 6 type

CODE	Master Holder mini 6 type	SLIMLINE collet mini 6 type	Tool Set Up Stand (tool attachment holder)	Shrinking Heater
BT30-SLK6-SET	BT30-SLK6-35 3 pc. -65 1 pc.	CS6-3-15 1 pc. -30 1 pc. -4-15 3 pc. -30 1 pc. -6-15 3 pc. -30 1 pc.	HF-BT30 1 pc.	Shrinking Heater Heat Robo baby 1000 HRB-01 1 pc. Cutter Stopper HSB-3 -4 -6 1 ea. Base BAA-01 1 pc. Wrench 1 pc.
A40-SLK6-SET	A40-SLK6-37 3 pc. -50 1 pc.		HF-A40 1 pc.	
A50-SLK6-SET	A50-SLK6-42 3 pc. -55 1 pc.		HF-A50 1 pc.	
E32-SLK6-SET	E32-SLK6-37 3 pc. -50 1 pc.		HF-E32 1 pc.	
E40-SLK6-SET	E40-SLK6-37 3 pc. -50 1 pc.		HF-E40 1 pc.	
E50-SLK6-SET	E50-SLK6-42 3 pc. -55 1 pc.		HF-E50 1 pc.	

## mini 8 type

CODE	Master Holder mini 8 type	SLIMLINE collet mini 8 type	Tool Set Up Stand (tool attachment holder)	Shrinking Heater
BT30-SLK8-SET	BT30-SLK8-35 3 pc. -65 1 pc.	CS8-3-25 1 pc. -4-25 1 pc. -45 3 pc. -6-25 1 pc. -45 3 pc. -8-25 1 pc.	HF-BT30 1 pc.	Shrinking Heater Heat Robo baby 1000 HRB-01 1 pc. Cutter Stopper HSB-3 -4 -6 -8 1 ea. Base BAA-01 1 pc. Wrench 1 pc.
BT40-SLK8-SET	BT40-SLK8-40 3 pc. -70 1 pc.		HF-BT40 1 pc.	
A40-SLK8-SET	A40-SLK8-50 3 pc. -70 1 pc.		HF-A40 1 pc.	
A50-SLK8-SET	A50-SLK8-55 3 pc. -75 1 pc.		HF-A50 1 pc.	
A63-SLK8-SET	A63-SLK8-55 3 pc. -75 1 pc.		HF-A63 1 pc.	
E40-SLK8-SET	E40-SLK8-50 3 pc. -70 1 pc.		HF-E40 1 pc.	
E50-SLK8-SET	E50-SLK8-55 3 pc. -75 1 pc.		HF-E50 1 pc.	
F63-SLK8-SET	F63M-SLK8-55 3 pc. -75 1 pc.		HF-F63 1 pc.	

Exclusively for SLIMLINE collets

# SHRINK-FIT HEATER

Easy operation

Low temperature shrinking at just 300°C

Water cooling - significantly reduced cooling time

## Hot air heater

Shrink-fit heater

## Electromagnetic induction heater

Shrink-fit heater

### HEAT ROBO *Baby 1200S*

100V 1.2kW  
120 sec. Tool dia. 6mm  
8kg

### HEAT ROBO *Baby 1000*

100V 1kW  
180 sec. Tool dia. 6mm  
3.5kg


### HEAT ROBO 電磁 1200

100V 1.2kW  
18 sec. Tool dia. 6mm  
Compressed air cooling 1 min.  
13kg CE

### HEAT ROBO *Baby 3000S*

200V 3kW  
70 sec. Tool dia. 6mm  
Compressed air cooling 10 min.

9.5kg CE (HRB-03S-230EU)



#### HEAT ROBO Baby 1200S

CODE	Size(WxDxH)
HRB-02S	362×105×570
-120NA*	

#### HEAT ROBO Baby 1000

CODE	Size(WxDxH)
HRB-01	340×160×410

#### HEAT ROBO DENJI 1200

CODE	Size(W x D x H)
HRD-01	270×410×550

#### HEAT ROBO Baby 3000S

CODE	Size(WxDxH)
HRB-03S	450×215×570
-230NA*	
-230EU*	
-230AS*	

- Standard accessories
- Heat-resistant gloves
  - Tweezers
  - Timer
  - Collet setting stand
  - Special nozzle(2 pcs.)

- Standard accessories
- Heat-resistant gloves
  - Tweezers
  - Heating coil
  - Protection sheet for heating coil

#### Heating coil (Standard accessories)

	CODE	Cutter dia	Heating time	φC
Coil 1	HRD-CL1-01	φ3~6	18 sec.	18
Coil 2	-CL2-01	φ7~12	33 sec.	28

- Standard accessories
- Protection sheet for heating coil



- Standard accessories
- Heat-resistant gloves
  - Tweezers
  - Timer

\* NA = For America, EU = For Europe, AS = For Asia.

## Cutter Stopper

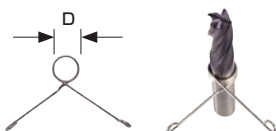
Used as a stopper in the holder hole when shrink fitting or removing a cutting tool.

### HSA (Coil spring type)

CODE	φD
HSA-D	3, 3.175, 4, 5, 6, 7, 8, 9, 10, 11, 12

Ex. HSA-3

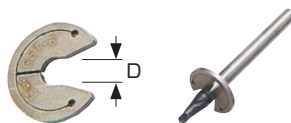
Note: For HEAT ROBO



### HSB (Plate spring type)

CODE	φD
HSB-D	3, 3.175, 4, 6, 8, 10, 12


Ex. HSB-6



### HSC (Slit collet type)

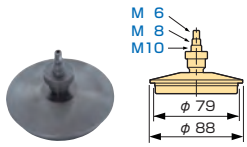
CODE	φD
HSC-3	3
-3.175	3.175
-4	4
-6	6

- Convenient for roumer type tools (non-inverse diameter tools) with a small diameter.



### Adapter

CODE
ADH-SLK



### Base

CODE
BAA-01

Size: φ 88 × 165



### Cutter tray

CODE
SDH-01

Size: 170 × 170

• Made of aluminum, assuring superior cooling



### Heat-resistant gloves Additional Options

- Be sure to wear heat-resistant gloves, as heat is produced during operation.
- All shrink-fitting heaters come with a pair of gloves.

CODE	Note
HTB-01	pair
-R	Right hand
-L	Left hand



### Cutter pliers

- Cutting tool plier eliminates the hassle of using a heat-resistant glove.

CODE
HPY-01



### Stopper pliers

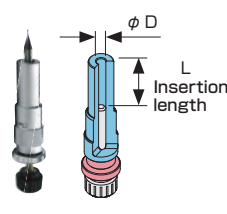
- Stopper plier can easily attach the HSB type removable stopper.

CODE
SPY-01



### Cutter adjuster

- Allows you to set the overhang of a cutting tool or align the lengths of several cutting tools (used in combination with an HSB- or HSC-type stopper)



CODE	φD	L
HAI-3	3	10 ~ 30
-3-175	3-175	
-4	4	13 ~ 30
-6	6	19 ~ 45
-8	8	25 ~ 55
-10	10	31 ~ 70
-12	12	31 ~ 85


### Cleaning tool

To maintain accuracy and lengthen the service life of the SLIMLINE, maintenance is important. For cleaning the inside of a holder, use a rubber grindstone-type or brush-type cleaning tool. Furthermore, the use of aquacool is also recommended.

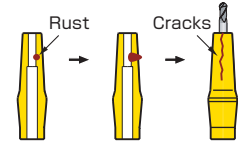


If heating operations continue to be carried out with dust, oil, rust and oxide layers ...

#### Cracking



Clamping force decreases



#### Bore diameter of a shrink-fit holder transforms



Run-out accuracy increases.



We cannot shrink in the tool

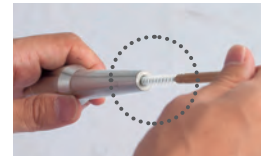


A cutting tool cannot be removed.

### Brush type Nylon brush for cleaning the chucking hole.

CODE	Note
AQC-BR-SET	Each 1 pc for dia. 3, 4, 6

For removing dust and chips before heating operation!





### Rubber grindstone type Rubber grindstone-type cleaning tool removes tough oxidized film, as well as any dust and oil, that is generated in the chucking hole.

#### Standard set

CODE	Note
CLT-GTA-01	Dedicated grip and rubber grindstone for each size.

When a cutter doesn't insert smoothly.



#### Option

Description	CODE	Note	Q'ty
Grip	CLT-GTA-GP	-	1 pc.
Rubber grindstone	CLT-GTA 3-5	For dia. 3	5 pcs.
	4-5	For dia. 4	
	6-5	For dia. 6	
	8-5	For dia. 8	
	10-5	For dia. 10	

# PERIPHERALS

## Tool set up stand

### HF SERIES

Required for clamping the main body and SLIMLINE collet.

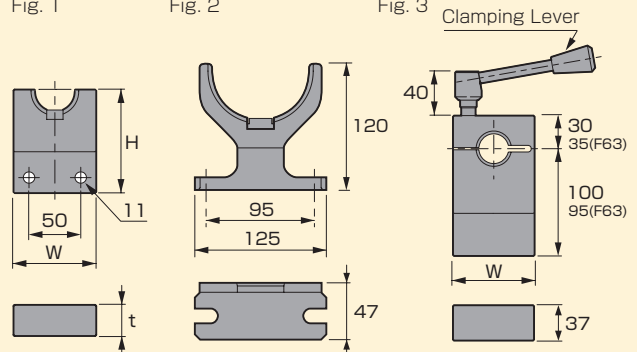


CODE	Fig.	Shank type	H	W	t	KG
HF-BT30	1	BT30	100	80	30	1.6
-BT40		BT40	112	90	37	2.3
-BT50	2	BT50	-	-	-	2.2
-A40	1	HSK-A40	100	80	30	1.7
-A50		-A50	104	90	37	2.2
-A63		-A63	109	-	-	2.3
-A100	2	-A100	-	-	-	2.1
-E32	3	-E32	-	74	-	2.8
-E40		-E40	-	80	-	2.9
-E50		-E50	-	-	-	2.7
-F63		-F63	-	100	-	3.1

Fig. 1

Fig. 2

Fig. 3



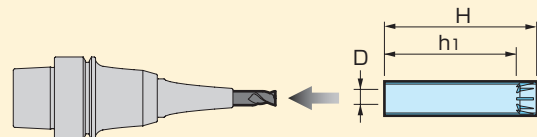
## TOOL CAP TCC type

Cutting tool cover that keeps the cutting tool visible, will not slip off or break, and is user-friendly

Transparent case!!




CODE	φD	h <sub>1</sub>	H
TCC0607	5.4 ~ 6.7	35	40
TCC0709	6.8 ~ 8.9		
TCC0911	8.9 ~ 10.9	65	70
TCC1113	10.9 ~ 13.4		
TCC1418	13.8 ~ 17.8	100	110
TCC1822	17.8 ~ 22.4		
TCC2228	22.3 ~ 28	135	150



## TOOL HOLDER STORING CABINET

Compact storage box with anti-rust treatment for SLIMLINE shrink-fit holders

CODE	max. Q'ty	Shank type
HBX-A40	24 pcs.	HSK-A40
-A50	15 pcs.	-A50
-E32	40 pcs.	-E32
-E40	24 pcs.	-E40
-E50	15 pcs.	-E50
-F63	10 pcs.	-F63



Transparent case!!

**MST** corporation

1738 Kita-tahara, ikoma, Nara 630-0142 Japan  
 TEL : +81 (0)743 78 1931  
 FAX : +81 (0)743 78 3854

<http://www.mst-corp.co.jp>